



## Constant Contact Survey Results

**Survey Name:** New York State Injury Prevention

**Response Status:** Partial & Completed

**Filter:** None

10/19/2017 3:01 PM EDT

---

### TextBlock:

#### Executive Summary

Active shooter events are increasing at an alarming rate. Over 250 active shooter related events have occurred over the past five years, many taking place at health care facilities nationwide. Prevention and preparedness for active shooter events can help mitigate injury and mortality associated with these incidents. In addition, many shootings have occurred at health care facilities at the hands of disgruntled former employees and family members. To provide educational resources and legislative advocacy recommendations in NYS an assessment of NYS ENA member current knowledge, facility plans including training and risk assessment is vital to improve the level of preparedness of the NYS health care workforce.

---

### TextBlock:

#### Objectives

The goal of this project is to complete the following:

To assess NYS ENA member's participation in active shooter training  
To assess the NYS ENA members' use of workplace violence toolkit  
To assess the employer commitment to risk assessment and active shooter preparedness in NYS health care facilities  
To identify gaps/educational needs of NYS ENA member's related to active shooter training




---

**TextBlock:**

Please participate in the active shooter preparedness survey to assist the NYS ENA injury prevention committee in planning advocacy and educational resources for NYS ENA members to increase workplace safety and active shooter preparedness in NYS. The results of this survey will be shared with the NYS ENA council and membership in October 2017 to establish next steps in creating a safer workplace in NYS.

---





Does your facility have active shooter response policies?

Answer	0%	100%	Number of Response(s)	Response Ratio
Yes			251	67.6 %
No			41	11.0 %
No Response(s)			79	21.2 %
<b>Totals</b>			<b>371</b>	<b>100%</b>

---

If yes, what facility based active shooter preparedness activities have you participated in:

(check all that apply)

Answer	0%	100%	Number of Response(s)	Response Ratio
Hospital based active shooter drill			72	30.9 %
Hospital based active shooter education/preparedness training			193	82.8 %
Hospital based workplace violence committee			58	24.8 %
Hospital based emergency notification system for active shooter notification			115	49.3 %
<b>Totals</b>			<b>233</b>	<b>100%</b>

Does your facility have:

Answer	0%	100%	Number of Response(s)	Response Ratio
locked entrances with employee badge access			209	73.0 %
separate entrances for employees			93	32.5 %
visitor identification/check in process			130	45.4 %
security presence at main entrance to facility			184	64.3 %
security presence at ED entrance			203	70.9 %
a facility lock down policy			190	66.4 %
drills related to security lockdowns			60	20.9 %
video monitoring of facility entrances			219	76.5 %
metal detectors at entrances			6	2.0 %
Other			7	2.4 %
<b>Totals</b>			<b>286</b>	<b>100%</b>

Have you attended active shooter training?

Answer	0%	100%	Number of Response(s)	Response Ratio
Yes			168	45.2 %
No			125	33.6 %
No Response(s)			78	21.0 %
<b>Totals</b>			<b>371</b>	<b>100%</b>

If no, would you be interested?

Answer	0%	100%	Number of Response(s)	Response Ratio
Yes			156	42.0 %
No			10	2.6 %
No Response(s)			205	55.2 %
<b>Totals</b>			<b>371</b>	<b>100%</b>

Have you accessed the ENA workplace violence toolkit found on the ENA website?

Answer	0%	100%	Number of Response(s)	Response Ratio
Yes			73	19.6 %
No			218	58.7 %
No Response(s)			80	21.5 %
<b>Totals</b>			<b>371</b>	<b>100%</b>

To improve your workplace safety what are the top 3 priorities in assisting you in being more prepared to prevent/identify or respond to active shooter risk/events in your facility?

Answer	0%	100%	Number of Response(s)	Response Ratio
Stronger active shooter facility policies			63	21.7 %
Active shooter response training			166	57.4 %
Active shooter drills at work			210	72.6 %
Stronger legislation related to health care facility security			167	57.7 %
Legislation requiring visitor check-in/tracking at health care facilities			145	50.1 %
Staff involvement in facility safety assessment and security policies			144	49.8 %
Training about ENA workplace violence toolkit			67	23.1 %
Other			14	4.8 %
<b>Totals</b>			<b>289</b>	<b>100%</b>

**TextBlock:**

Optional demographics

### Years of nursing experience

Answer	0%	100%	Number of Response(s)	Response Ratio
0-2			3	<1 %
3-5			14	3.7 %
5-10			30	8.0 %
10+			243	65.4 %
No Response(s)			81	21.8 %
<b>Totals</b>			<b>371</b>	<b>100%</b>

### Current Facility

Answer	0%	100%	Number of Response(s)	Response Ratio
Acute care hospital - ED			241	64.9 %
Acute care hospital - other unit			25	6.7 %
Subacute facility			4	1.0 %
EMS			4	1.0 %
Other			15	4.0 %
No Response(s)			82	22.1 %
<b>Totals</b>			<b>371</b>	<b>100%</b>

### Location

Answer	0%	100%	Number of Response(s)	Response Ratio
Urban			131	35.3 %
Suburban			104	28.0 %
Rural			54	14.5 %
No Response(s)			82	22.1 %
<b>Totals</b>			<b>371</b>	<b>100%</b>

### Number of visits

Answer	0%	100%	Number of Response(s)	Response Ratio
<20,000 ED visits per year			38	10.2 %
>20,000 - 40,0000 ED visits per year			59	15.9 %
> 40,000 - 60,000 ED visits per year			51	13.7 %
> 60,000 - 90,0000 ED visits per year			62	16.7 %
>90,000 ED visits per year			75	20.2 %
No Response(s)			86	23.1 %
<b>Totals</b>			<b>371</b>	<b>100%</b>

---

**TextBlock:**

---

## References

Emergency Nurses Association. (2014). ENA has 2020 vision: Emergency Nurses Association five-year strategic plan 2015-2019. Retrieved from <http://www.ena.org/about/Documents/ENAStrategicPlan.pdf> on February 15, 2016.